

LuxEOS Beam 40 VIVID COLOUR

ULTRA NARROW LED BEAM FOR ARCHITECTURAL LIGHTING



LuxEOS BEAM 40 RGBW (5700K) 3° 3x60°

Tested By
DW Windsor Group Laboratory
Hoddesdon
UK

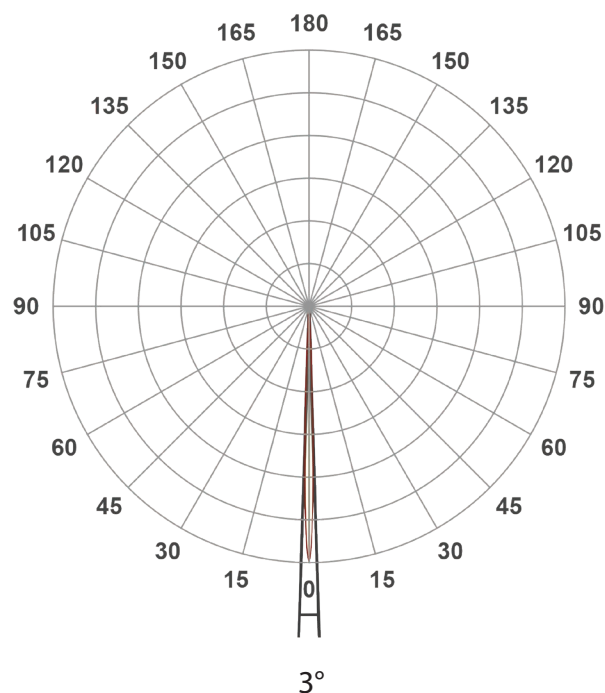
Date
Nov 2020

Dimensions
350mm (H) x 420mm (W) x 150mm (D) (including yoke)

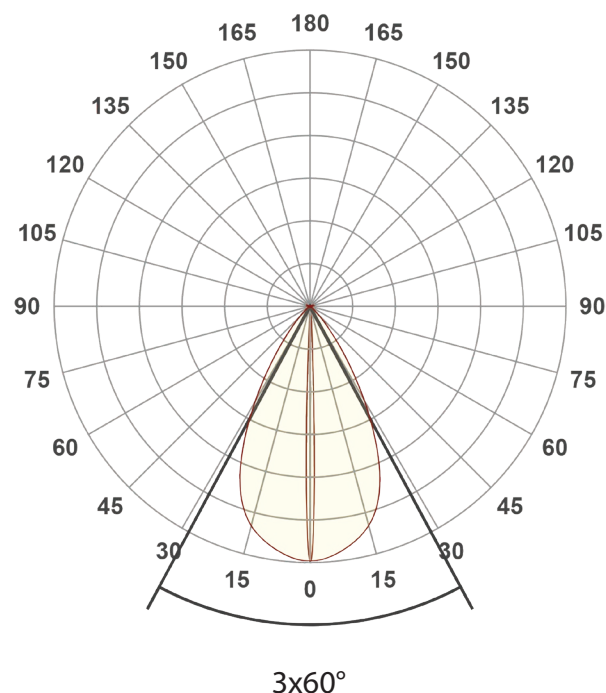
Weight
12 kgs (26.9lbs)

Polar Distribution

3° Conical Beam (Native)

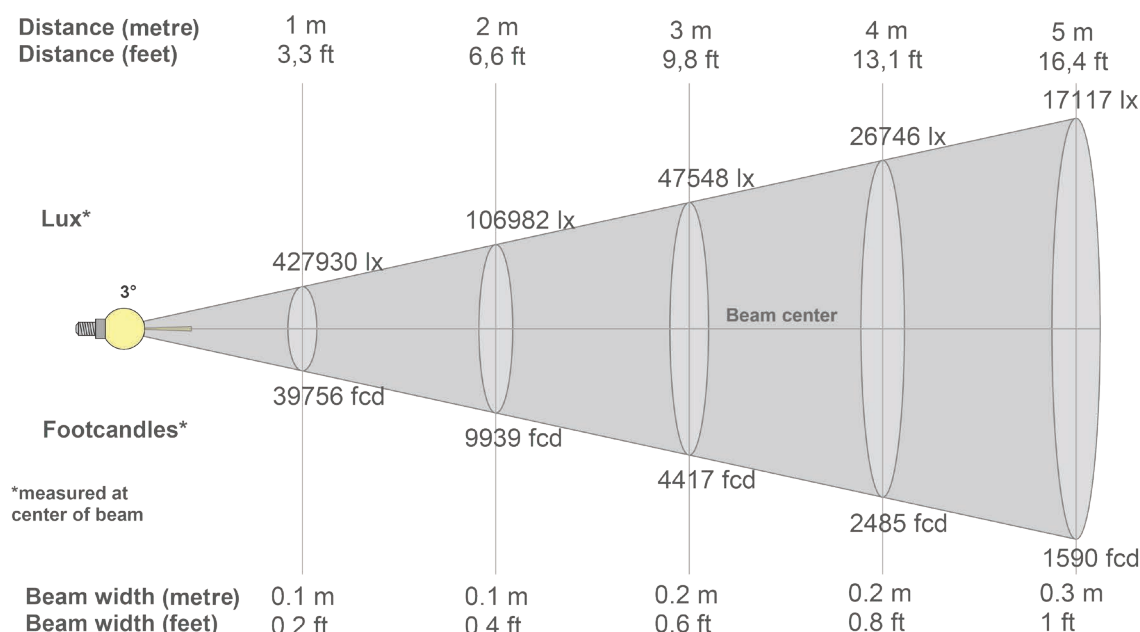


3x60° Elliptical Beam (With HBS)



LuxEOS BEAM 40 - RGBW (5700K)

Intensities at Distance with native 3° Optics



Beam intensities from 1-20m

1m	2m	3m	4m	5m	6m	7m	8m	9m	10m	11m	12m	13m	14m	15m	16m	17m	18m	19m	20m
3.3ft	6.6ft	9.8ft	13.1ft	16.4ft	19.7ft	23ft	26.2ft	29.5ft	32.8ft	36.1ft	39.4ft	42.7ft	45.9ft	49.2ft	52.5ft	55.8ft	59.1ft	62.3ft	65.6ft
427930lx	106982lx	47548lx	26746lx	17117lx	11887lx	8733lx	6686lx	5283lx	4279lx	3537lx	2972lx	2532lx	2183lx	1902lx	1672lx	1481lx	1321lx	1185lx	1070lx
39756fcd	9939fcd	4417fcd	2484.7fcd	1590.2fcd	1104.3fcd	811.3fcd	621.2fcd	490.8fcd	397.6fcd	328.6fcd	276.1fcd	235.2fcd	202.8fcd	176.7fcd	155.3fcd	137.6fcd	122.7fcd	110.1fcd	99.4fcd

Intensities in 0° c-plane

0°	1°	2°	3°	4°	5°	6°	7°	8°	9°	10°	11°	12°	13°	14°	15°	16°	17°	18°	19°
428K	348K	173K	57K	18K	8K	5K	3K	3K	2K	2K	2K	2K	1K	1K	1K	1K	1K	1K	1K
100%	81%	41%	13%	4%	2%	1%	1%	1%	1%	0%	0%	0%	0%	0%	0%	0%	0%	0%	0%

Intensities in 90° c-plane

0°	1°	2°	3°	4°	5°	6°	7°	8°	9°	10°	11°	12°	13°	14°	15°	16°	17°	18°	19°
428K	348K	173K	57K	18K	8K	5K	3K	3K	2K	2K	2K	2K	1K	1K	1K	1K	1K	1K	1K
100%	81%	41%	13%	4%	2%	1%	1%	1%	1%	0%	0%	0%	0%	0%	0%	0%	0%	0%	0%

Intensities in 180° c-plane

0°	1°	2°	3°	4°	5°	6°	7°	8°	9°	10°	11°	12°	13°	14°	15°	16°	17°	18°	19°
428K	348K	173K	57K	18K	8K	5K	3K	3K	2K	2K	2K	2K	1K	1K	1K	1K	1K	1K	1K
100%	81%	41%	13%	4%	2%	1%	1%	1%	1%	0%	0%	0%	0%	0%	0%	0%	0%	0%	0%

Intensities in 270° c-plane

0°	1°	2°	3°	4°	5°	6°	7°	8°	9°	10°	11°	12°	13°	14°	15°	16°	17°	18°	19°
428K	348K	173K	57K	18K	8K	5K	3K	3K	2K	2K	2K	2K	1K	1K	1K	1K	1K	1K	1K
100%	81%	41%	13%	4%	2%	1%	1%	1%	1%	0%	0%	0%	0%	0%	0%	0%	0%	0%	0%

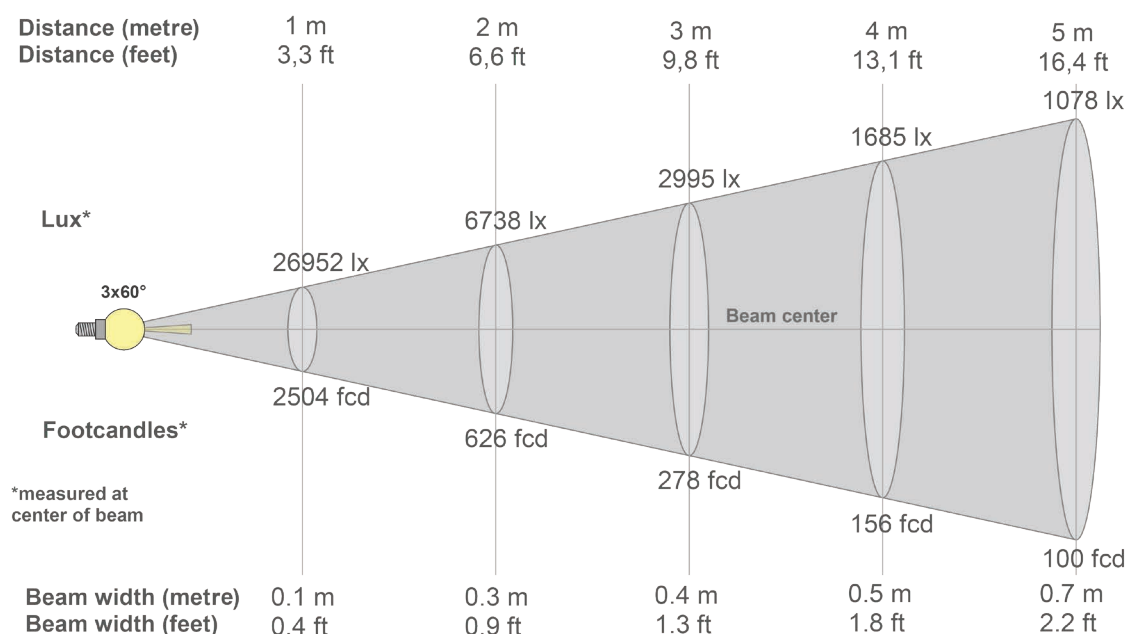
Beam angle 50%	Field angle 10%	Cutoff angle 2,5%	Intensity ratio in 120° cone	Intensity ratio in 90° cone
3.5°	6.5°	9.1°	94.7%	92.4%

PULSAR

1 Pembroke Avenue, Waterbeach, Cambridge, CB25 9QP
www.pulsarlight.com | sales@pulsarlight.com | +44 (0) 1223 403 500

LuxEOS BEAM 40 - RGBW (5700K)

Intensities at Distance with 3x60° Optics



Beam intensities from 1-20m

1m	2m	3m	4m	5m	6m	7m	8m	9m	10m	11m	12m	13m	14m	15m	16m	17m	18m	19m	20m
3.3ft	6.6ft	9.8ft	13.1ft	16.4ft	19.7ft	23ft	26.2ft	29.5ft	32.8ft	36.1ft	39.4ft	42.7ft	45.9ft	49.2ft	52.5ft	55.8ft	59.1ft	62.3ft	65.6ft
26952lx	6738lx	2995lx	1685lx	1078lx	749lx	550lx	421lx	333lx	270lx	223lx	187lx	159lx	138lx	120lx	105lx	93lx	83lx	75lx	67lx
2504fcd	626fcd	278fcd	156fcd	100fcd	69.6fcd	51.1fcd	39.1fcd	30.9fcd	25fcd	20.7fcd	17.4fcd	14.8fcd	12.8fcd	11.1fcd	9.8fcd	8.7fcd	7.7fcd	6.9fcd	6.3fcd

Intensities in 0° c-plane

0°	1°	2°	3°	4°	5°	6°	7°	8°	9°	10°	11°	12°	13°	14°	15°	16°	17°	18°	19°
27.0K	24.1K	16.0K	8.6K	4.4K	2.6K	1.9K	1.5K	1.2K	1.0K	0.8K	0.7K	0.6K	0.5K	0.5K	0.4K	0.4K	0.3K	0.3K	0.3K
100%	90%	59%	32%	16%	10%	7%	5%	4%	4%	3%	3%	2%	2%	2%	2%	1%	1%	1%	1%

Intensities in 90° c-plane

0°	1°	2°	3°	4°	5°	6°	7°	8°	9°	10°	11°	12°	13°	14°	15°	16°	17°	18°	19°
27.0K	27.2K	27.1K	26.9K	26.6K	26.3K	26.0K	25.7K	25.3K	24.9K	24.4K	23.8K	23.3K	22.6K	21.9K	21.2K	20.4K	19.6K	18.8K	17.9K
100%	101%	100%	100%	99%	98%	97%	95%	94%	92%	90%	88%	86%	84%	81%	79%	76%	73%	70%	66%

Intensities in 180° c-plane

0°	1°	2°	3°	4°	5°	6°	7°	8°	9°	10°	11°	12°	13°	14°	15°	16°	17°	18°	19°
27.0K	24.1K	16.0K	8.6K	4.4K	2.6K	1.9K	1.5K	1.2K	1.0K	0.8K	0.7K	0.6K	0.5K	0.5K	0.4K	0.4K	0.3K	0.3K	0.3K
100%	90%	59%	32%	16%	10%	7%	5%	4%	4%	3%	3%	2%	2%	2%	2%	1%	1%	1%	1%

Intensities in 270° c-plane

0°	1°	2°	3°	4°	5°	6°	7°	8°	9°	10°	11°	12°	13°	14°	15°	16°	17°	18°	19°
27.0K	27.2K	27.1K	26.9K	26.6K	26.3K	26.0K	25.7K	25.3K	24.9K	24.4K	23.8K	23.3K	22.6K	21.9K	21.2K	20.4K	19.6K	18.8K	17.9K
100%	101%	100%	100%	99%	98%	97%	95%	94%	92%	90%	88%	86%	84%	81%	79%	76%	73%	70%	66%

Beam angle 50%	Field angle 10%	Cutoff angle 2,5%	Intensity ratio in 120° cone	Intensity ratio in 90° cone
7.8°	15.1°	28.5°	97.4%	93.7%

PULSAR

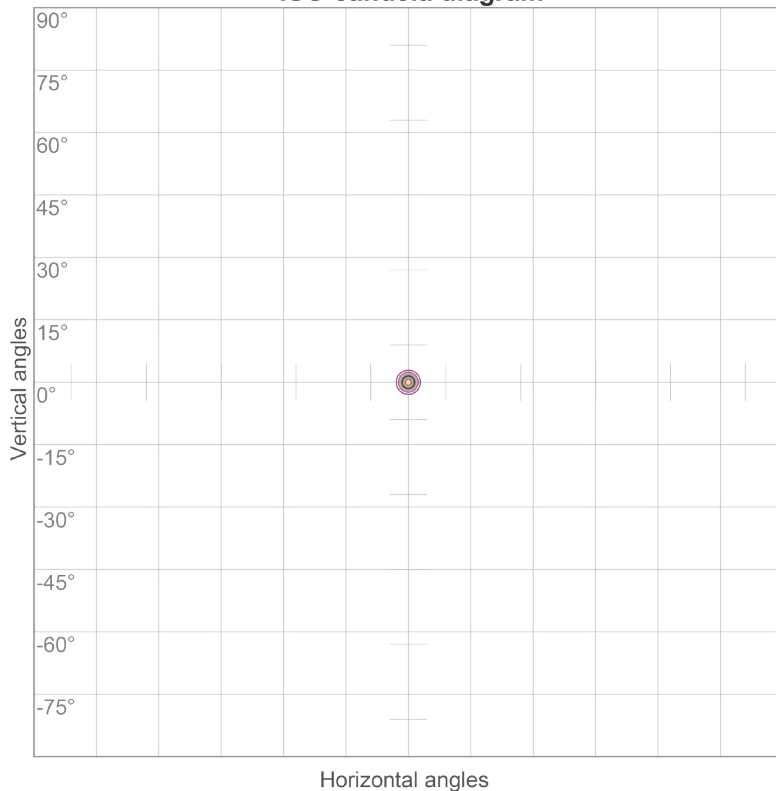
1 Pembroke Avenue, Waterbeach, Cambridge, CB25 9QP
www.pulsarlight.com | sales@pulsarlight.com | +44 (0) 1223 403 500

LuxEOS BEAM 40 - RGBW (5700K)

ISO Candela & ISO Lux diagrams with native 3° Optics



ISO candela diagram



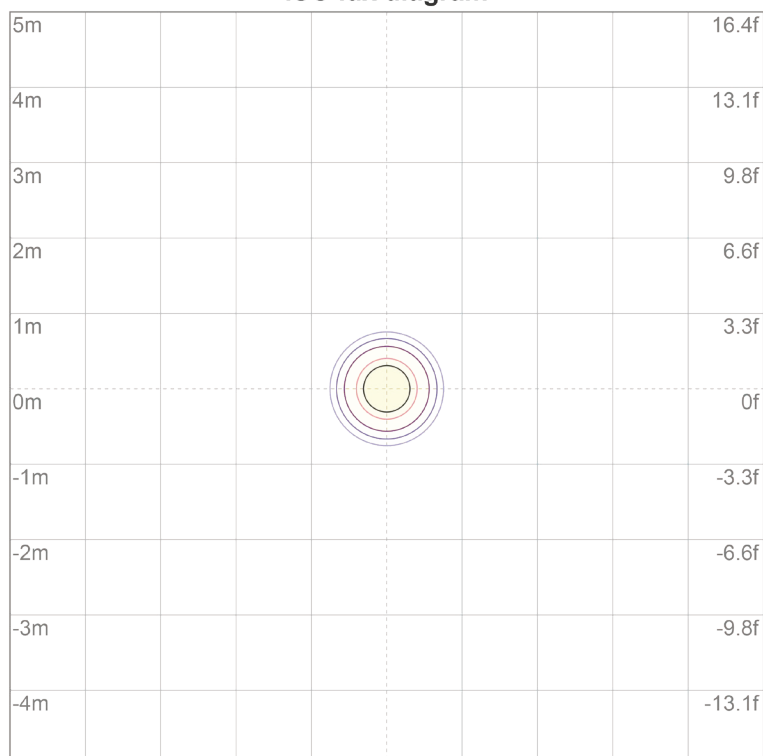
10%	42793 cd
20%	85586 cd
30%	128379 cd
40%	171172 cd
50%	213965 cd
60%	256758 cd
70%	299551 cd
80%	342344 cd
90%	385137 cd

Conditions:

Number of c-planes: 72

Candela at center: 427930 cd

ISO lux diagram



3%	128 lx
5%	214 lx
10%	428 lx
30%	1284 lx
50%	2140 lx

Conditions:

Number of c-planes: 72

Lux at center: 4279 lx

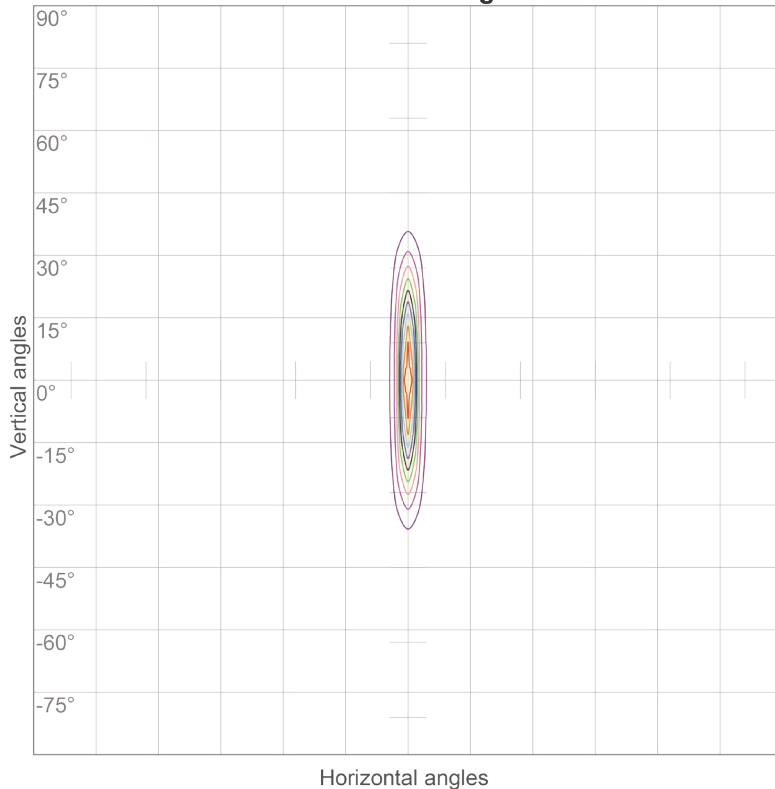
*Lux distribution on a surface
when lamp is mounted at 10
meters from the surface.*

LuxEOS BEAM 40 - RGBW (5700K)

ISO Candela & ISO Lux diagrams with 3x60° Optics



ISO candela diagram



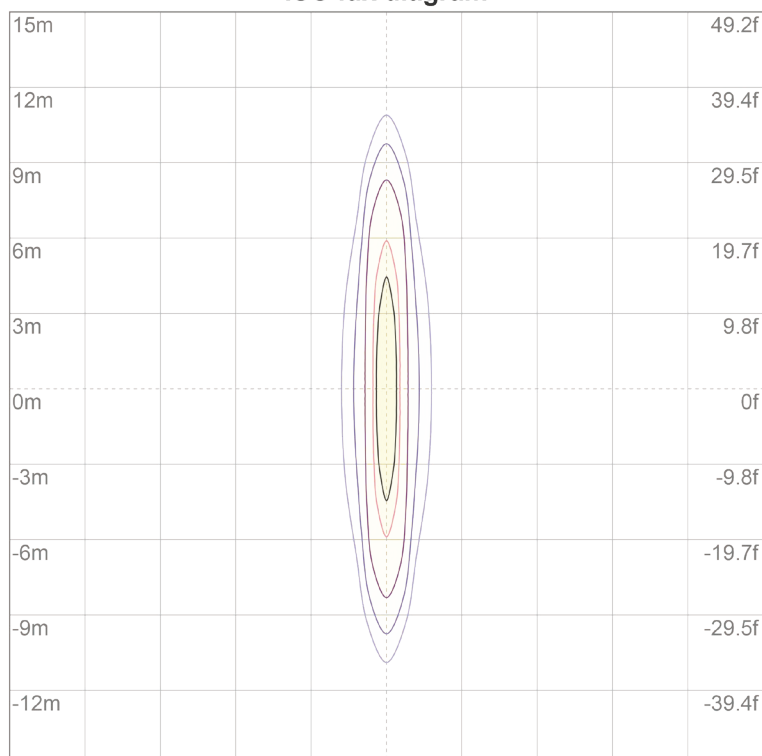
10%	2695 cd
20%	5390 cd
30%	8086 cd
40%	10781 cd
50%	13476 cd
60%	16171 cd
70%	18867 cd
80%	21562 cd
90%	24257 cd

Conditions:

Number of c-planes: 72

Candela at center: 26952 cd

ISO lux diagram



3%	8.09 lx
5%	13.5 lx
10%	27.0 lx
30%	80.9 lx
50%	135 lx

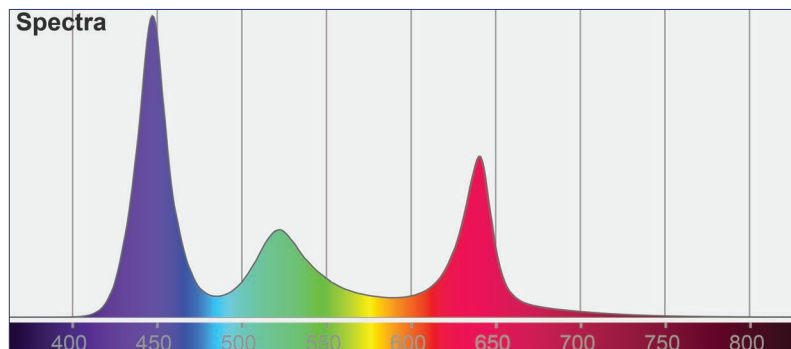
Conditions:

Number of c-planes: 72

Lux at center: 270 lx

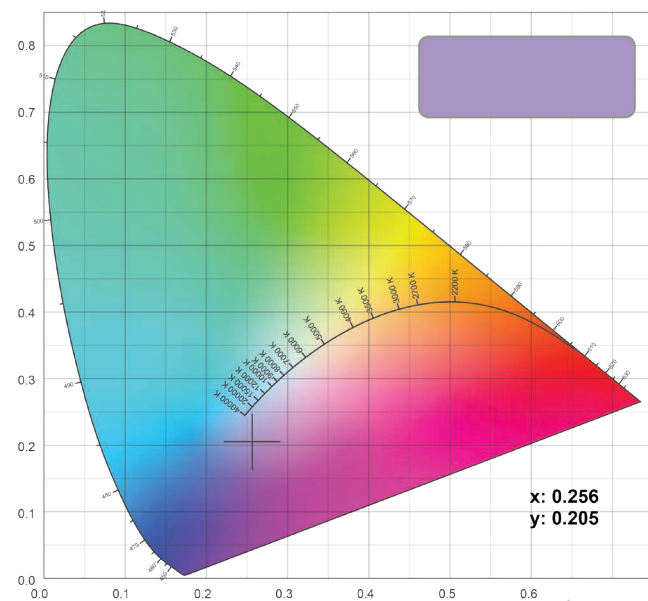
*Lux distribution on a surface
when lamp is mounted at 10
meters from the surface.*

LuxEOS BEAM 40 - RGBW (5700K) Colormetrics RGBW




Total Lumen Output (Native) : 2884 lm
Efficacy : 32 lm/W
Voltage : 240V
Supply Power : 90W
Supply Power Factor : 0.97

CIE 1931

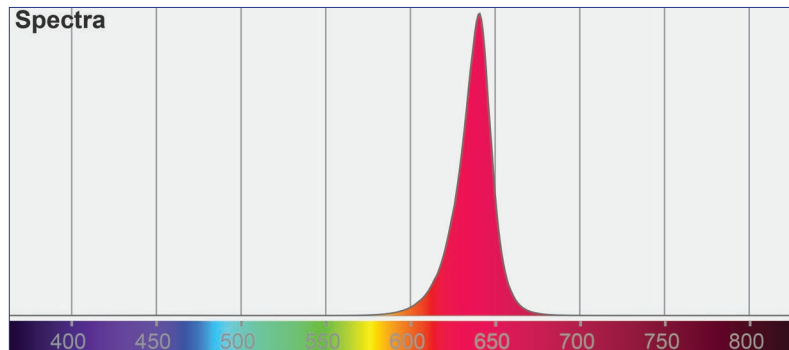


CIE 1931 Zoom



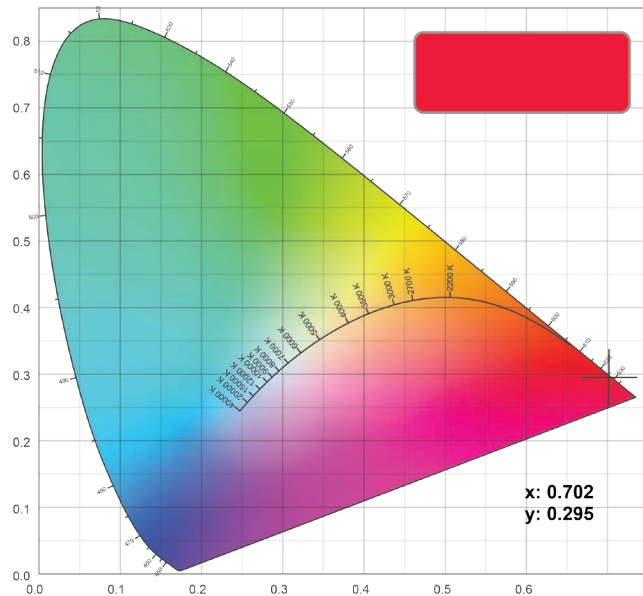
LuxEOS BEAM 40 - RGBW (5700K)

Colormetrics **RED**

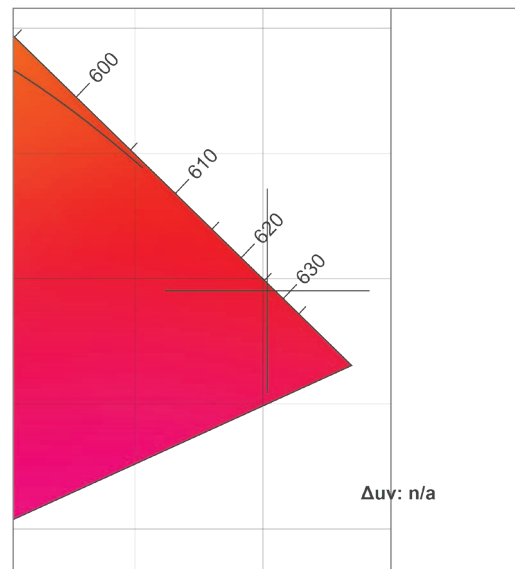


Red Lumen Output : 490 lm

CIE 1931

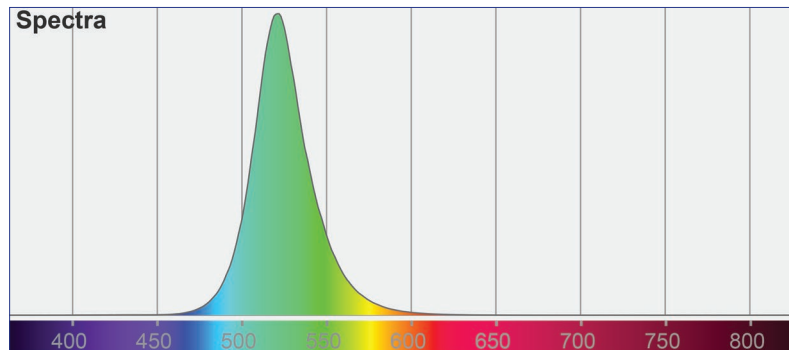


CIE 1931 Zoom



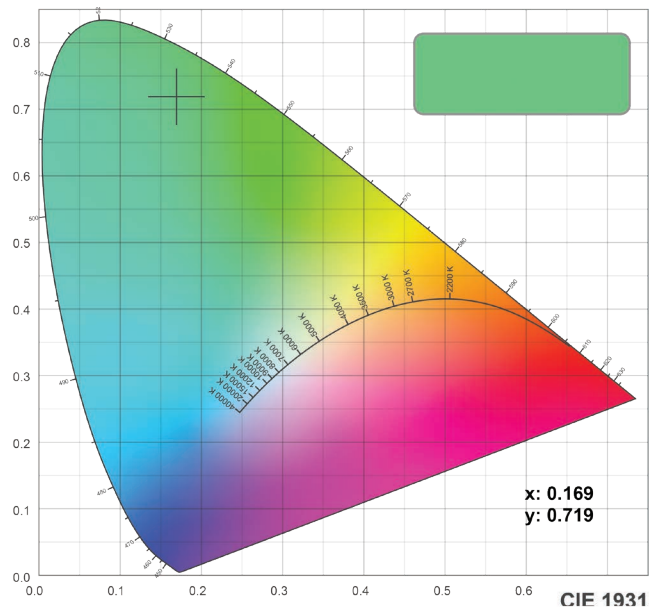
LuxEOS BEAM 40 - RGBW (5700K)

Colormetrics **GREEN**

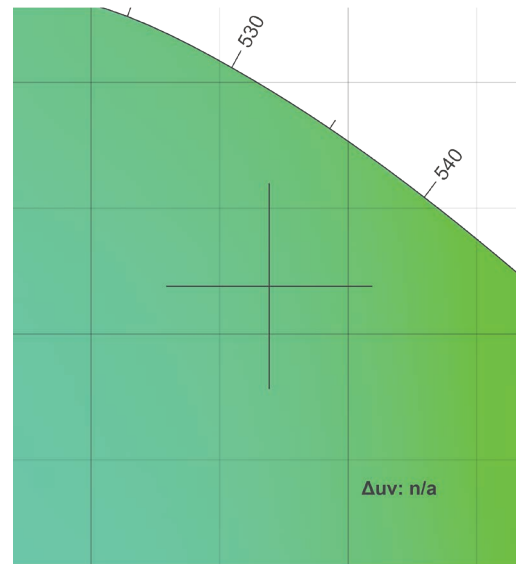


Green Lumen Output : 1472 lm

CIE 1931

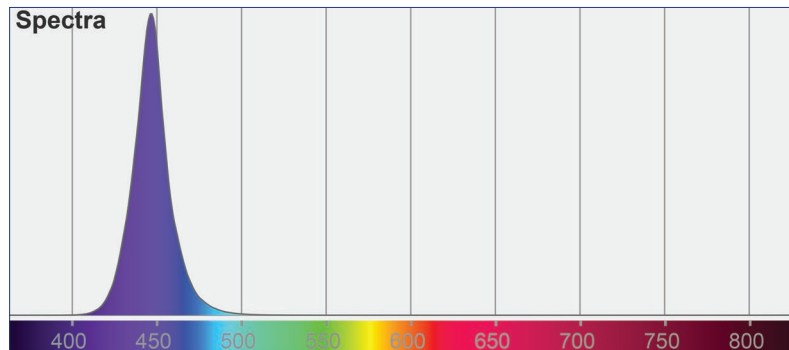


CIE 1931 Zoom



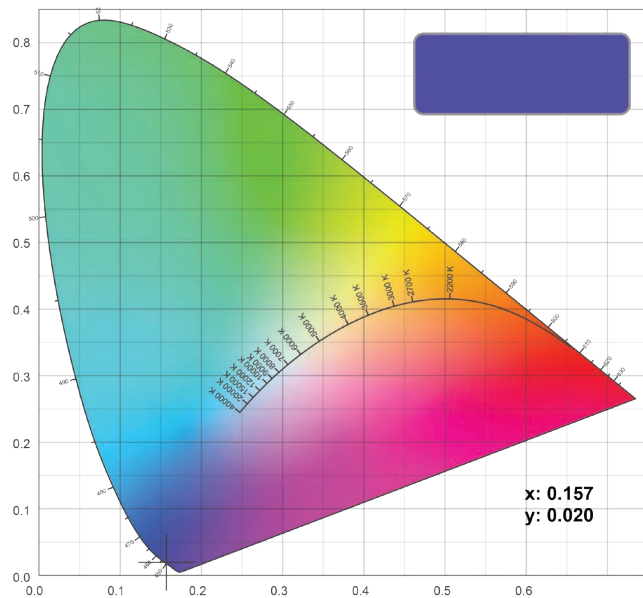
LuxEOS BEAM 40 - RGBW (5700K)

Colormetrics **BLUE**

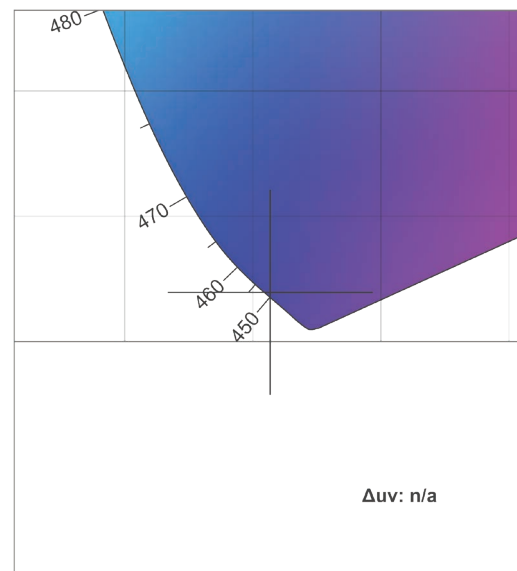


Blue Lumen Output : 200 lm

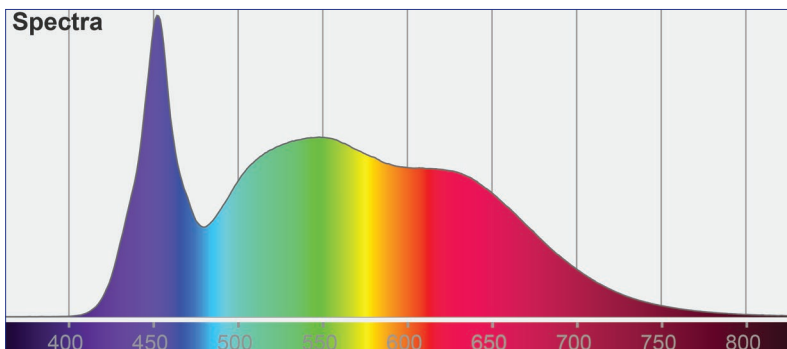
CIE 1931



CIE 1931 Zoom

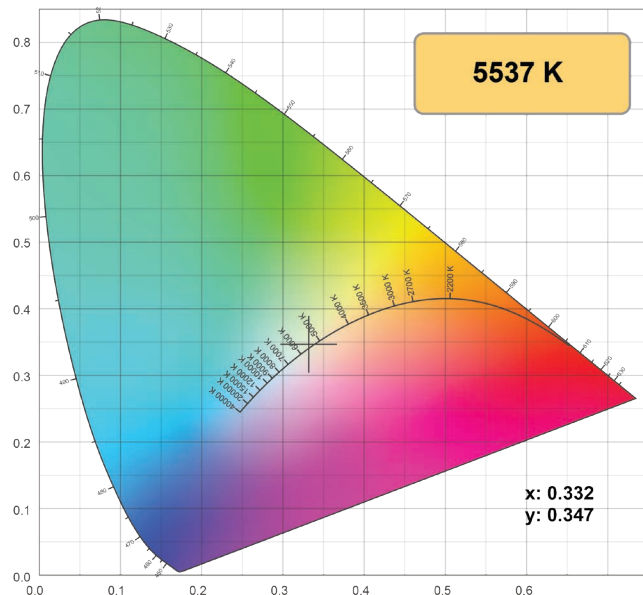


LuxEOS BEAM 40 - RGBW (5700K) Colormetrics **WHITE**

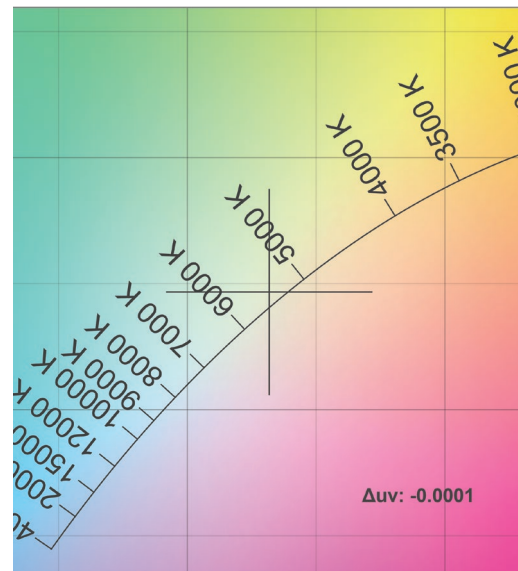


White 5700K Lumen Output : 1384 lm
CRI: 90

CIE 1931



CIE 1931 Zoom



Should further photometric variations be required, please contact our Head Office.

As part our commitment to continuous improvement PULSAR may change the specifications of its products without prior notification or public announcement.
All descriptions, illustrations, drawings and specifications in this publication present only general particulars and shall not form part of any contract.

PULSAR

1 Pembroke Avenue, Waterbeach, Cambridge, CB25 9QP
www.pulsarlight.com | sales@pulsarlight.com | +44 (0) 1223 403 500