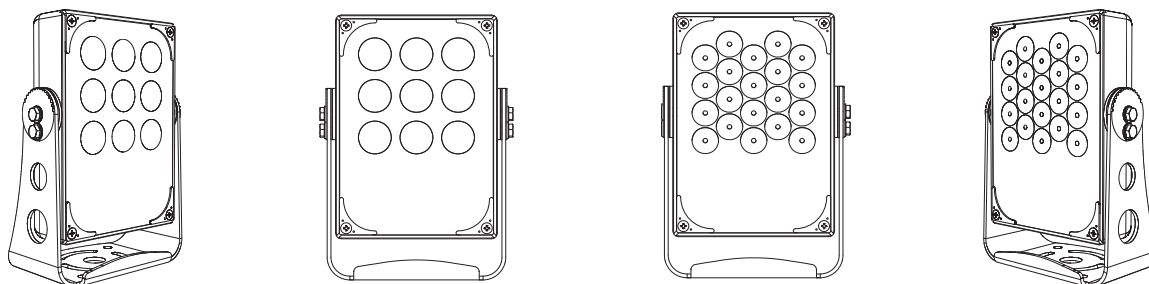


## LuxEOS Flood 9 - Beam 20

LED LUMINAIRES FOR ARCHITECTURAL LIGHTING



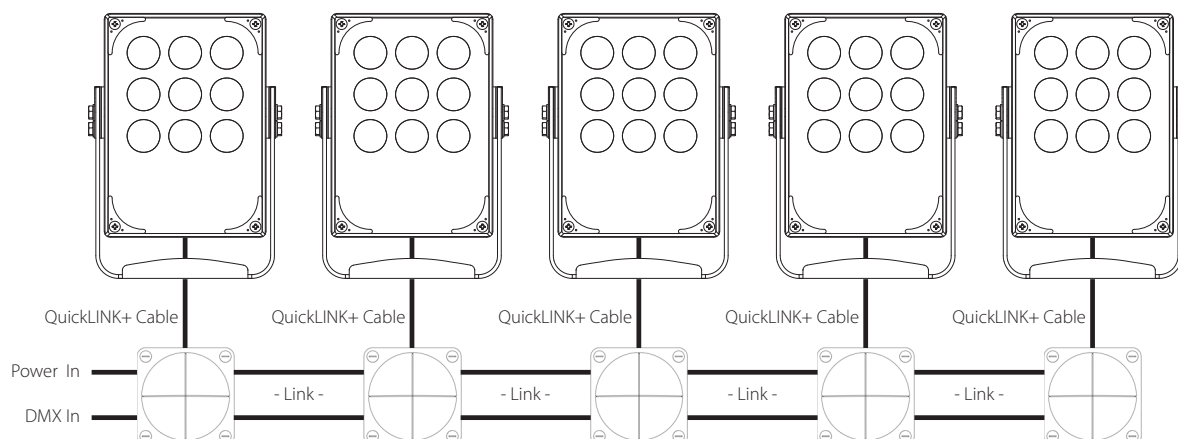
### Warning

- LuxEOS luminaires must be installed by a qualified electrician.
- Installation must be carried out in accordance with local and/or national electrical installation codes of practice.
- Isolate the mains supply to the driver during installation and whenever subsequently disconnecting or reconnecting the fitting to avoid electric shock.
- Use the correct polarity when wiring, if in any doubt please contact Pulsar.
- Pulsar luminaires are designed for lighting applications and must not be used for any other purpose.
- Unless authorised by Pulsar, field repairs of the luminaire will void the warranty.

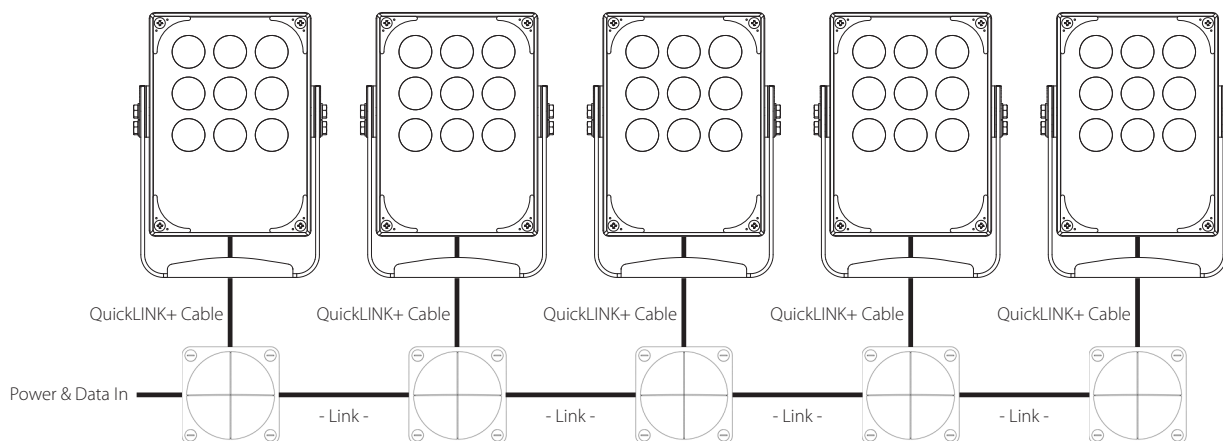
### MAINS & DATA CONNECTIONS

Typical Connections (Luxeos 9 shown)

LuxCONNECT IP66 Hardwired connection boxes with **separate** Power & DMX wiring & QuickLINK+ luminaire connections



LuxCONNECT IP66 Hardwired connection boxes with **combined** Power & DMX wiring & QuickLINK+ luminaire connections



## LuxEOS Flood 9 - Beam 20

LED LUMINAIRES FOR ARCHITECTURAL LIGHTING

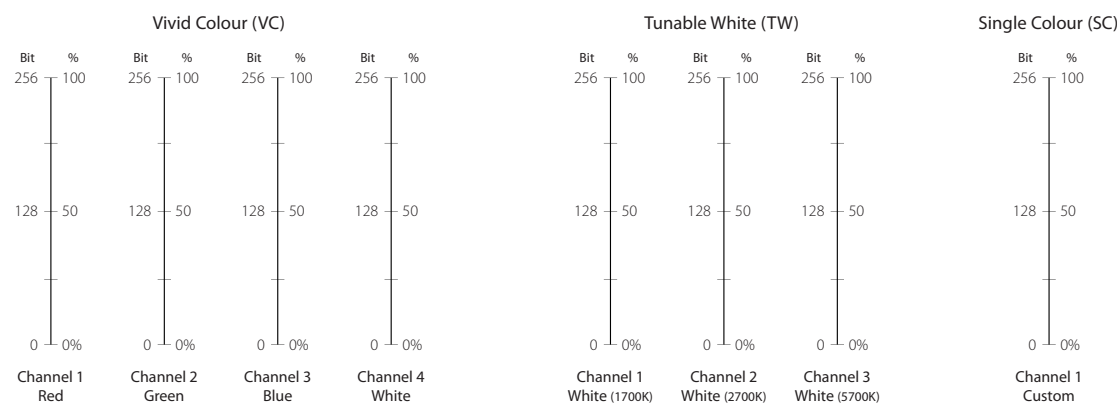
### CONTROL

LuxEOS luminaires support DMX512, DMX512:1990, (R2013), ANSI E1.20 – 2010 (DMX with RDM V1.0)

All DMX512 protocols are supported including E1.11 DMX with RDM.

Other protocols may be supported with future software releases or hardware add-ons.

### DMX Channel order



Start addresses are configured externally via RDM over DMX

### RDM

The following RDM Parameter I.D'S (PIDS) are supported

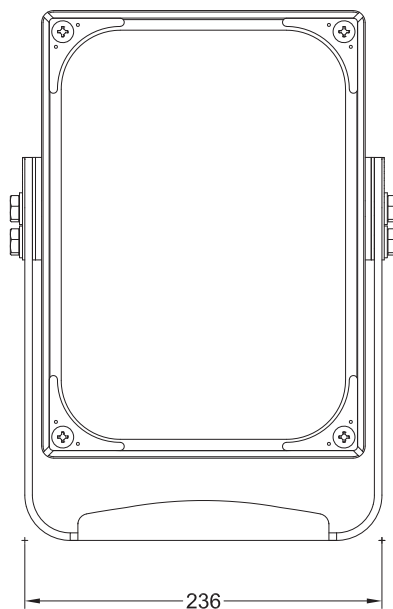
<b>Discovery:</b>	0001 – Discovery_Branch_Unique 0002 – Discovery_Mute 0003 – Discovery_Unmute
<b>Status:</b>	0020 – Queued_Messages 0030 – Status_Messages 0031 – Status_ID_Description
<b>RDM Information:</b>	0050 – Supported_Parameters
<b>Product Information:</b>	0060 – Device_Info 0070 – Product_Detail_ID_List 0080 – Device_Model_Description 0081 – Manufacturer_Label 0082 – Device_Label (Supporting 32 characters of user text) 00C0 – Software_Version_Label
<b>DMX512 Setup:</b>	00E0 – DMX_Personality 00E1 – DMX_Personality_Description 00F0 – DMX_Start_Address 0120 – Slot_Info 0121 – Slot_Description
<b>Sensors:</b>	0200 – Sensor_Definition 0201 – Sensor_Value
<b>Power/Lamp Settings:</b>	0400 – Device_Hours
<b>Control:</b>	1000 – Identify_Device

## LuxEOS Flood 9 - Beam 20

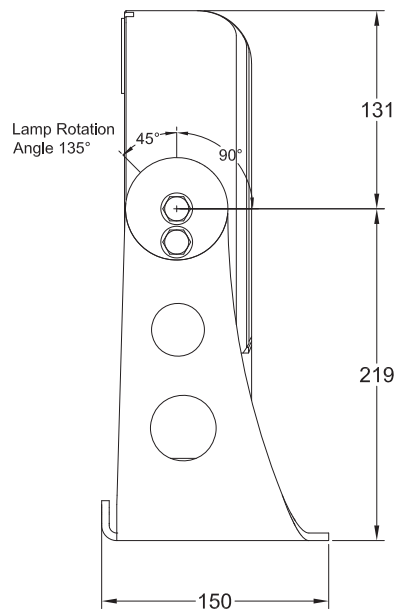
LED LUMINAIRES FOR ARCHITECTURAL LIGHTING

MECHANICAL DETAILS (All dimensions in mm)

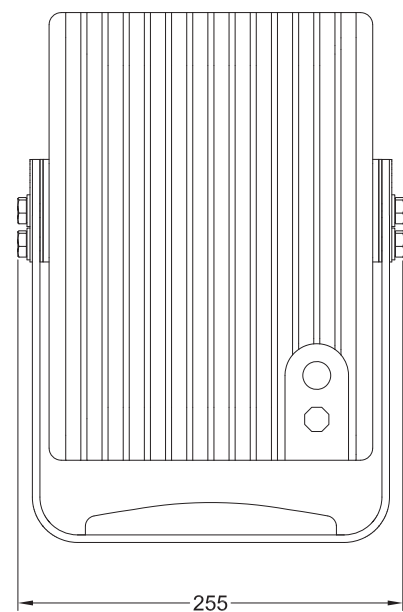
Front view



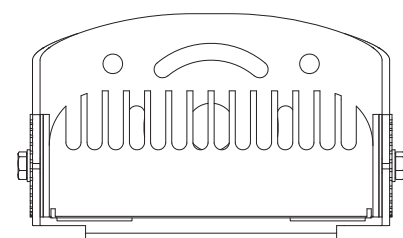
Side view



Rear view



Top view



### Weights

LuxEOS Flood 9 - 7.2 kgs

LuxEOS Beam 20 - 7.3 kgs

### Dimensions

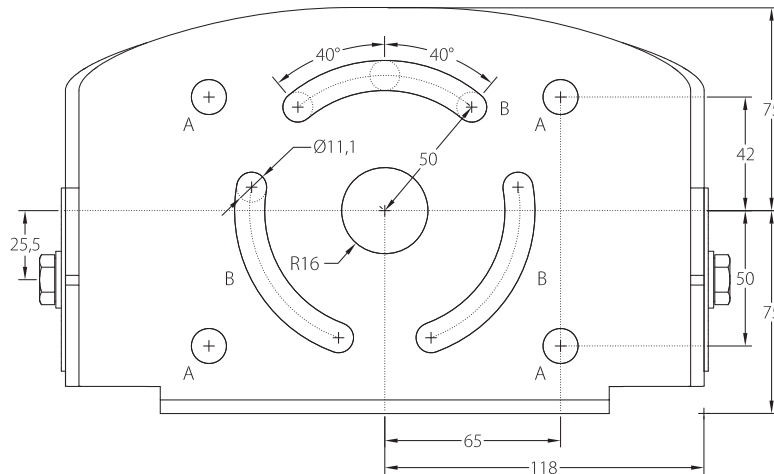
350mm (H) x 255mm (W) x 150mm (D)

# LuxEOS Flood 9 - Beam 20

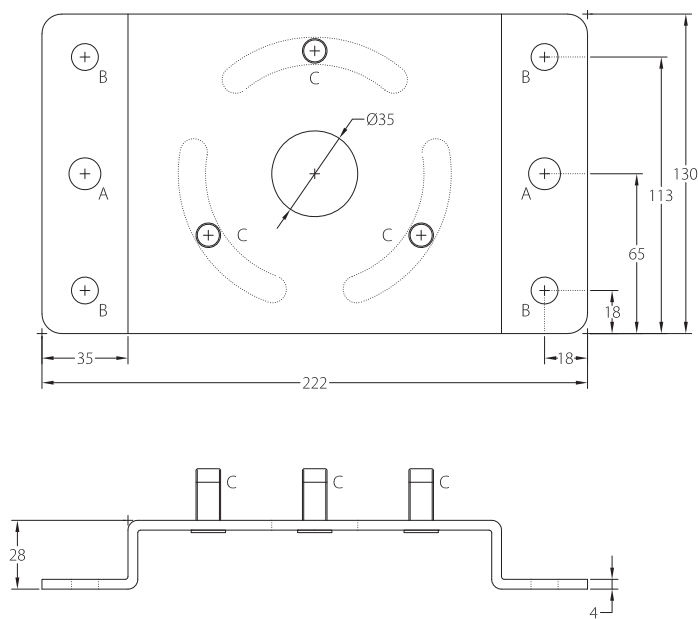
LED LUMINAIRES FOR ARCHITECTURAL LIGHTING

## MECHANICAL DETAILS - YOKE BRACKETS

LuxEOS Flood 9 & Beam 40 Yoke Bracket



LuxEOS Flood 18 & Beam 40 Optional Mounting Plate



### Hole details

- (A) - Clearance for M12 fixings
  - (B) - Clearance for M10 fixings
  - (C) - M10 Studs for Standard Yoke
- All dimensions in mm

## LuxEOS Flood 9 - Beam 20

LED LUMINAIRES FOR ARCHITECTURAL LIGHTING

### ADDITIONAL INFORMATION

#### Mains Supply Cable Colours (Harmonised)

Green/Yellow	Earth - Ground
Brown	Live Phase
Blue	Neutral

#### DMX Cable Colours (Pulsar)

White	DMX +
Blue	DMX -
Shield	Screen

#### QuickLINK+ Cable Colours (Power)

Green	Earth - Ground
Black	Live Phase
White	Neutral

#### QuickLINK+ Cable Colours (Data in)

White	DMX +
Green	DMX -
Shield	Screen

#### QuickLINK+ Cable Colours (Data through)

Red	DMX +
Blue	DMX -
Shield	Screen

#### Power Requirements

LuxEOS Flood 9	120 -277V AC @ 50/60Hz	60W
LuxEOS Beam 20	120 -277V AC @ 50/60Hz	45W

#### Portable Appliance Testing

LuxEOS luminaires may be safely Earth Bond and Insulation tested (500V).

#### Product Weights

LuxEOS Flood 9	7.2 kgs
LuxEOS Beam 20	7.3 kgs

#### Standards

LuxEOS luminaires comply with the following international and national harmonised standards

Electrical Safety - EN 60598, EN 60598-2-13, EN 61347

EMC - EN 55015, EN 61547

RoHS - EN 50581

Photobiological – EN 62471

WEEE - EN 50419

Protection – IP66 / IK10

#### Warranty

Five years from the date of original purchase.

The warranty covers defects in manufacturing workmanship and materials. It is limited to parts and labour.

The warranty becomes void if the product is :-

- A Misused.
- B Not used in accordance with the instructions.
- C The cable connections are not made according to our instructions if the unit is used in damp or wet environments.
- D Repairs are made by unauthorised persons.
- E The serial number label has been removed or defaced.

Pulsar's maximum liability shall not exceed the price paid for the product.

In the unlikely event of a fault occurring, do not use without repair, return the product, with a description of the fault, to your supplier or direct to Pulsar for immediate attention.

Full warranty details are available on request or from our website at [www.pulsarlight.com](http://www.pulsarlight.com).

As part our commitment to continuous improvement PULSAR may change the specifications of its products without prior notification or public announcement.

All descriptions, illustrations, drawings and specifications in this publication present only general particulars and shall not form part of any contract.

Please visit our website [www.pulsarlight.com](http://www.pulsarlight.com) for the most up to date information.